

# Recycling Chart

## What to Recycle

## Do Not Include

**ANY items contaminated by food are not acceptable for recycling**

### Mixed paper



- Examples include:
- Mail and envelopes (windows are OK)
  - Magazines and catalogs
  - Writing or ledger paper
  - Paperback books
  - Paper bags
  - Greeting cards
  - Wrapping paper
  - Shredded paper (Place in paper bag)
  - Fax paper
  - Computer paper

- Mixed paper items **not acceptable** include:
- Paper towels, facial tissues, napkins
  - Cigarette packs
  - Candy wrappers
  - Waxed or plastic-coated paper
  - Wrapping tissue paper
  - Foil wrapping paper

### Thin cardboard



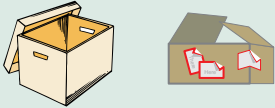
- Examples include:
- Shoe boxes
  - Cereal boxes
  - Pasta boxes
  - Toilet paper rolls
  - Frozen food boxes
  - Gift boxes
  - Cake mix boxes
  - Toothpaste boxes
  - Tissue boxes
  - Paper egg cartons
  - Soda or beer packaging
  - Soap or laundry detergent boxes

- Thin cardboard items **not acceptable** include:
- Boxes with silver or foil coatings
  - Anything dirty, greasy or plastic-coated

### Newspapers (including all ads and inserts)



### Corrugated cardboard



- Boxes and other corrugated cardboard should be flattened and folded so they fit in the cart.
- Pizza boxes (with greasy liner removed)

- Corrugated cardboard items **not acceptable** include:
- Dirty or greasy cardboard

### Tin/aluminum, scrap metal



- Examples include:
- Aluminum and tin cans
  - Foil and pie plates
  - Wire clothes hangers
  - Empty steel aerosol cans

- Tin/aluminum, scrap metal items **not acceptable** include:
- Scrap metal
  - Paint cans
  - Hypodermic needles (Please contact the Health Department for proper disposal information)

### Glass bottles and jars





- Examples include:
- Mayonnaise jars
  - Wine bottles
  - Beer bottles
  - Applesauce jars
  - Spaghetti sauce jars
  - Salsa jars
  - Vinegar bottles
  - Baby food jars

- Glass bottles and jars **not acceptable** include:
- Broken glass
  - Cups, dishes, glass windows, plates, Pyrex®, ceramics, mirrors, light bulbs, crystal

### Plastic bottles, jugs and containers



This includes all rigid plastic containers with symbols  through  on the bottom; examples include:

- Soda and juice bottles
- Salad dressing bottles
- Milk jugs
- Detergent bottles
- Juice bottles
- Shampoo bottles
- Window cleaner
- Saline solution bottles
- Fabric softener or bleach bottles

- Plastic bottles, jugs **not acceptable** include:
- Plastic shopping bags
  - Plastic food wrap, potato chip and sandwich bags
  - Styrofoam®
  - Automotive fluid bottles (oil, antifreeze, brake fluid)

### Milk cartons, drink boxes



- Examples include:
- Milk and juice cartons
  - Juice boxes
  - Flavored milk boxes
  - Cream and creamer containers

- Milk cartons, drink boxes items **not acceptable** include:
- Ice cream boxes
  - TV dinner containers
  - Margarine boxes
  - Cream cheese boxes

## Container preparation

- Remove all plastic bags.
- Remove any non-acceptable items.
- Corrugated cardboard should be broken down so it fits inside the container without jamming, so the cart will empty completely.

- All containers (jars, bottles, cartons, etc.) must be rinsed and free of all contaminants.
- Remove and discard all corks, tops, rings, metal bottleneck wraps, and unacceptable items.
- Flatten containers whenever possible.